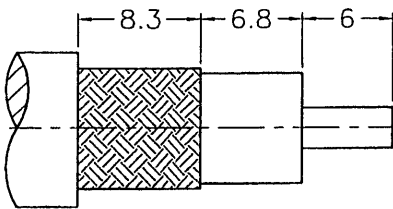
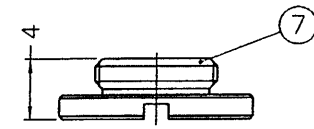
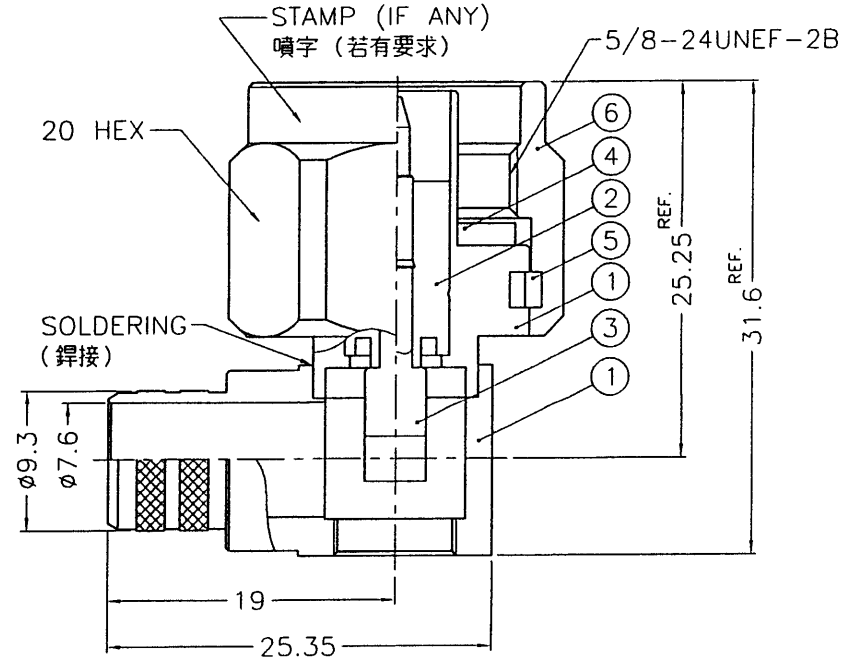
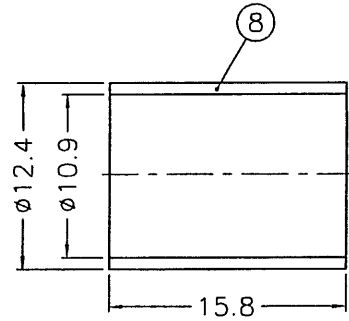


1 2 3 4 5 6 7 8

REVISIONS		
ISS	ZONE	DESCRIPTION\PER REQUEST\DATE



RECOMMENDED
CABLE STRIPPING DIM'S
(建議剝線尺寸)



- 1. CRIMPED FERRULE
HEX. CRIMP SIZE .429"
- 2. CONTACT PIN TO SOLDER

NOTES: FINISH (PLATING THICKNESS IN MICRO-INCHES)
 1. BRASS PER QQ-B-626
 2. NICKEL PL. 100 MIN. THICK OVER COPPER STRIKE
 3. GOLD PL. 3 MIN. THICK OVER NICKEL PL. 100 MIN. THICK OVER COPPER STRIKE
 4. TEFLON MIL-P-19468
 5. JIS H 3250, C 2600

NO.	DESCRIPTION	MATERIAL	FINISH	Q'TY	DRAWING NO.
8	FERRULE			1	FR-124/109X158
7	CLAMP NUT			1	CN00AAG01A
6	SHELL			1	N5000-1H
5	RETAINER RING	SUS 304	NATURAL	1	N5000-7-C
4	GASKET	SILICONE	RED	1	GS-156/8X15
3	CONTACT PIN			1	CP03AGW01A
2	INSULATOR			1	NS03AAB01A
1	BODY WITH BARREL			1	MBO3ABS01A

DIMENSIONS ARE IN MILLIMETERS		PART NO.	
UNLESS OTHERWISE SPECIFIED TOLERANCES		APPROVED	DATE
0.5-6 = ±0.2		<i>[Signature]</i>	06-13-05'
6-30 = ±0.4		CHECKED	DATE
30-120 = ±0.6		<i>[Signature]</i>	06-13-05'
120-315 = ±1		DRAWN	DATE
315-1000 = ±1.6		<i>[Signature]</i>	06-13-05'
1000-2000 = ±2.4		FILE NO.	F:\DWG\N\1112A4\003\50\NT3GSZ

Amphenol	
Danbury, CT, USA - Tainan, Taiwan - Shenzhen, China	
TITLE	N R/A CRIMP PLUG (FOR LMR-400 CABLE)
DRAWING NO.	N1112A4-003-NT3G-50
ITEM NO.	031112ABP40NA5F

7
E
D
C
B
A

F
E
D
C
B
A

1 2 3 4 5 6 7 8

ADD DR 554988